

Navigating Through 3D

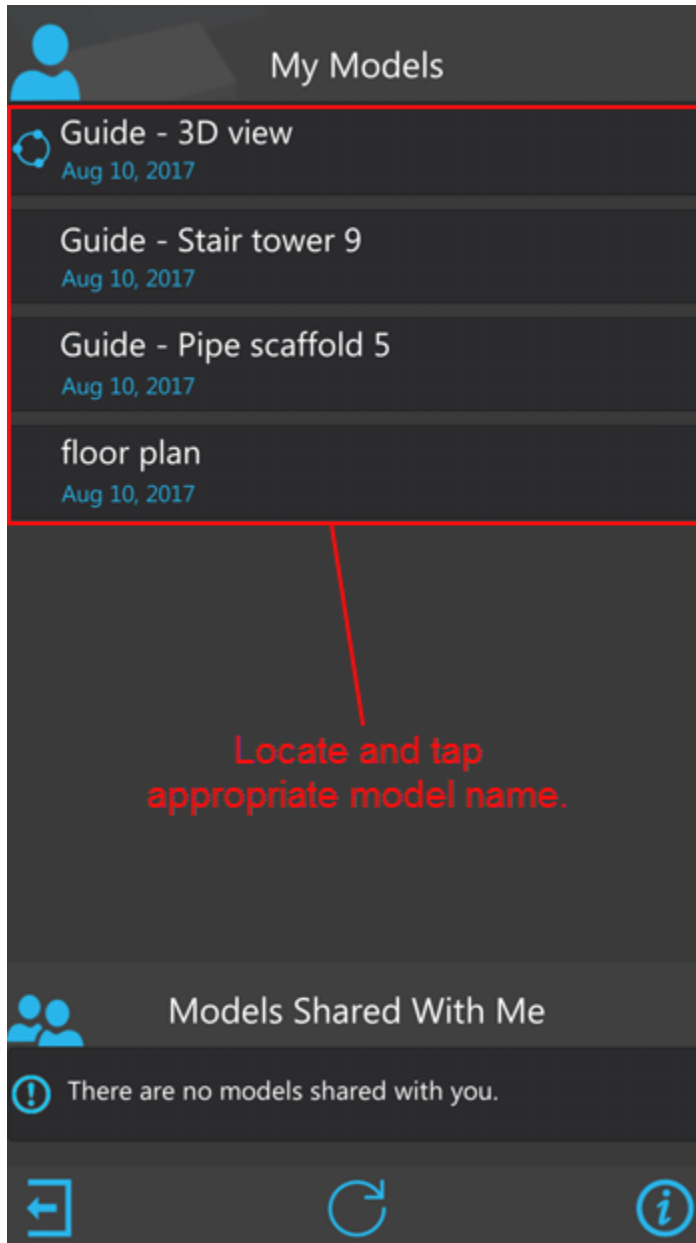
Scaffold Viewer enables you to use your mobile device to move through your models in three dimensions without the need for the Scaffold Viewer cardboard.

To navigate through a Scaffold Viewer model in 3D:

1. [Log in to Scaffold Viewer.](#)

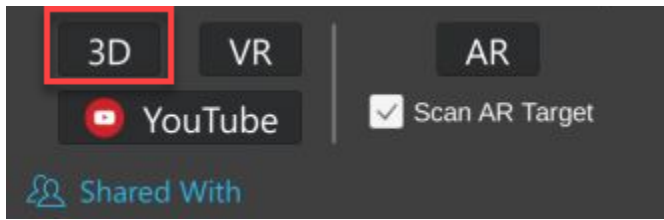
Scaffold Viewer displays the list of models available to you.

2. Locate and tap the drawing you want to view.




Scaffold Viewer displays the *3D View* screen.

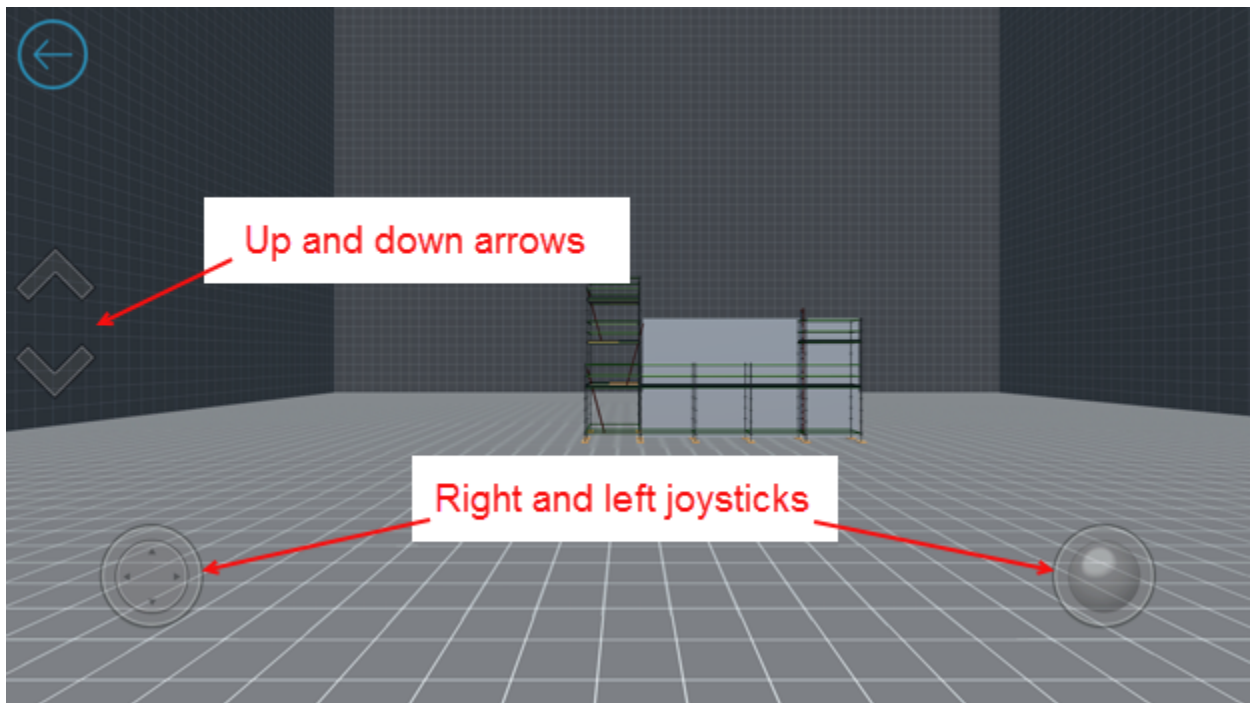
3. Tap **3D**.



Scaffold Viewer displays the model in 3D.



Scaffold Viewer models displayed in 3D have three navigation controls: a right joy stick, a left joy stick and up and down arrows.



4. As necessary:

- Tap and drag the right joystick to look around (up, down, right and left).
- Tap and drag the left joystick to move into and out of the model and move right and left.
- Press the up and down arrows to move straight up and straight down.

To facilitate moving in a model, you can tap any where on the screen to control the joysticks.

If you let Scaffold Viewer remain idle, the controls will disappear. To get them back again, tap anywhere in the model.