


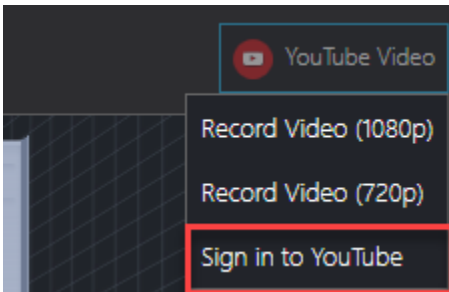
Signing in to YouTube

Before you can upload a video, you will need to sign in into your YouTube account. To sign into YouTube from Avontus Viewer:

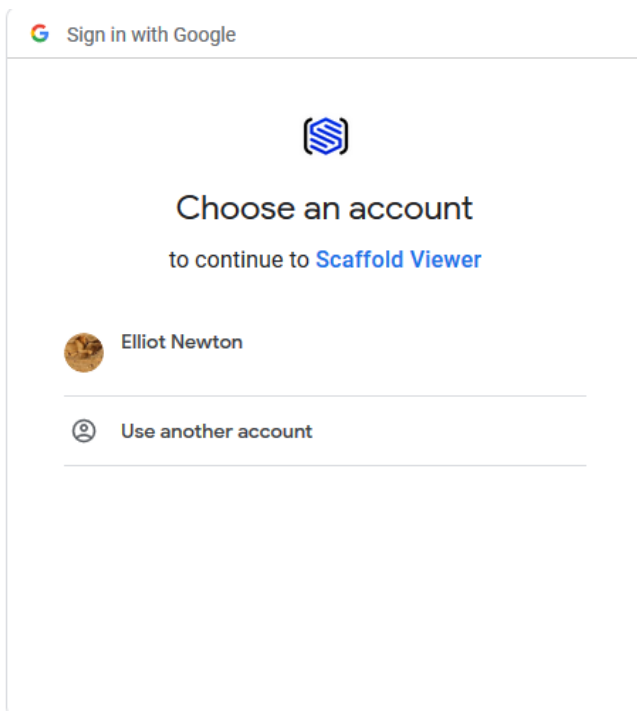
1. Click **YouTube Video** in the top-right.



2. Select **Sign in to YouTube**.



3. Select to sign in with an account or create a new Google account.



English (United Kingdom) ▾

[Help](#) [Privacy](#) [Terms](#)

4. Select **Allow** to grant Avontus Viewer permission to manage your YouTube videos.

Grant Scaffold Viewer permission



Manage your YouTube videos



Deny

Allow

5. Select **Allow** to allow Avontus Viewer to:

- a. Associate you with your personal info on Google
- b. See your personal info, including any personal info you've made publicly available
- c. View your email address
- d. Manage your YouTube videos.



Confirm your choices

You are allowing **Scaffold Viewer** to:

- Associate you with your personal info on Google

- See your personal info, including any personal info you've made publicly available

- View your email address

- Manage your YouTube videos

Make sure that you trust Scaffold Viewer

You may be sharing sensitive info with this site or app. Find out how Scaffold Viewer will handle your data by reviewing its [terms of service](#) and [privacy policies](#). You can always see or remove access in your [Google Account](#).

[Find out about the risks](#)

[Cancel](#)

[Allow](#)

Once you click **Apply**, you will be automatically verified.

When you have been successfully signed in, your avatar will appear next to the **YouTube Video** button in the top-right.

