

# Installing Avontus Viewer

Before you can use the Avontus Viewer mobile app, you will need install the app from the app store. You can find Avontus Viewer on both the Google Play Store on an android and App Store on any IOS device.

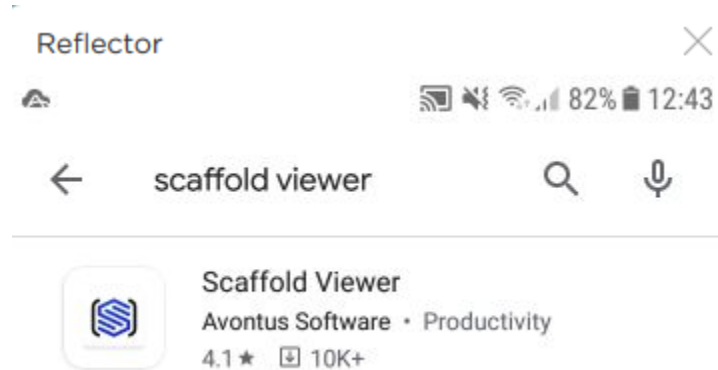
To Install Avontus Viewer on your phone

**Note: For instructons om downloading the app to IOS devices, please scroll down the page to the correct section.**

## Android

To install Avontus Viewer on your android phone.

1. Open the App store on your android device and search for "Avontus Viewer".



2. Open the Avontus Viewer App page and click **Install**



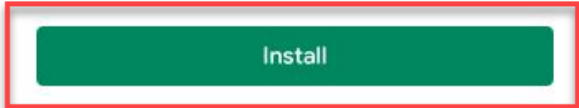
# Scaffold Viewer

Avontus Software

4.1★  
27 reviews

10K+  
Downloads

3  
PEGI 3



## About this app →

Explore scaffold models in 3D, virtual reality (VR) or augmented reality (AR).

Productivity

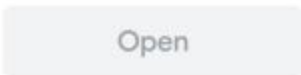
The app will be installed on your device.



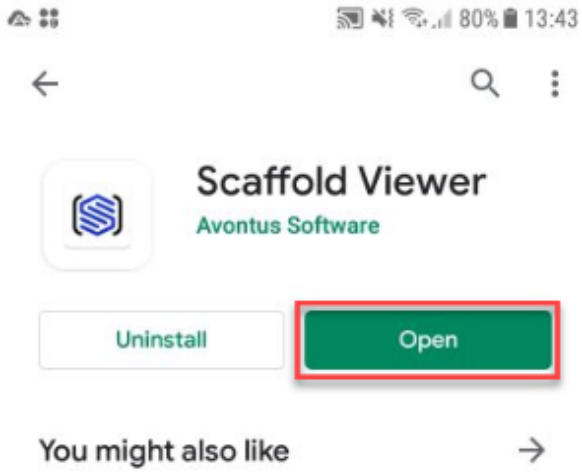
# Scaffold Viewer

Waiting for download...

Verified by Play Protect

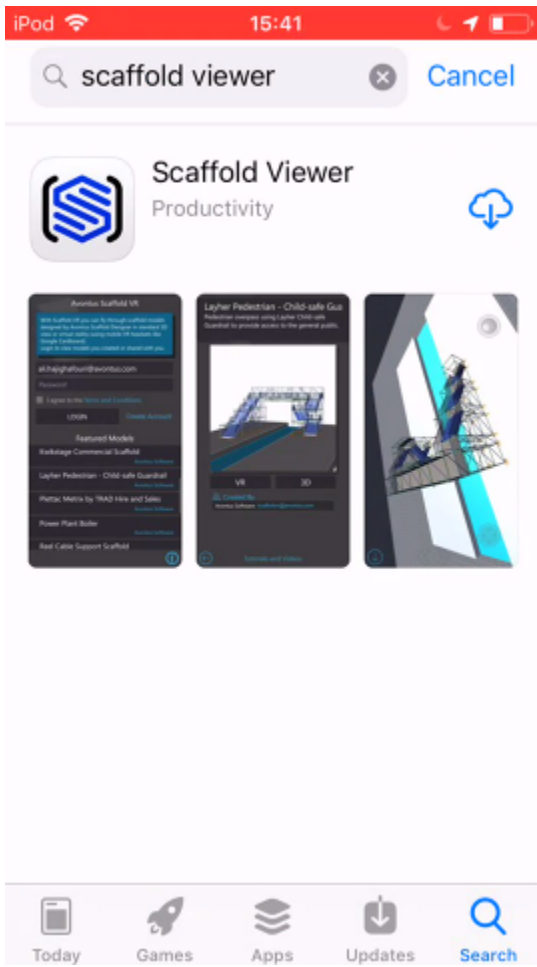


Once the app is installed, click **Open**. Or tap the Avontus Viewer icon on your phone's app menu.

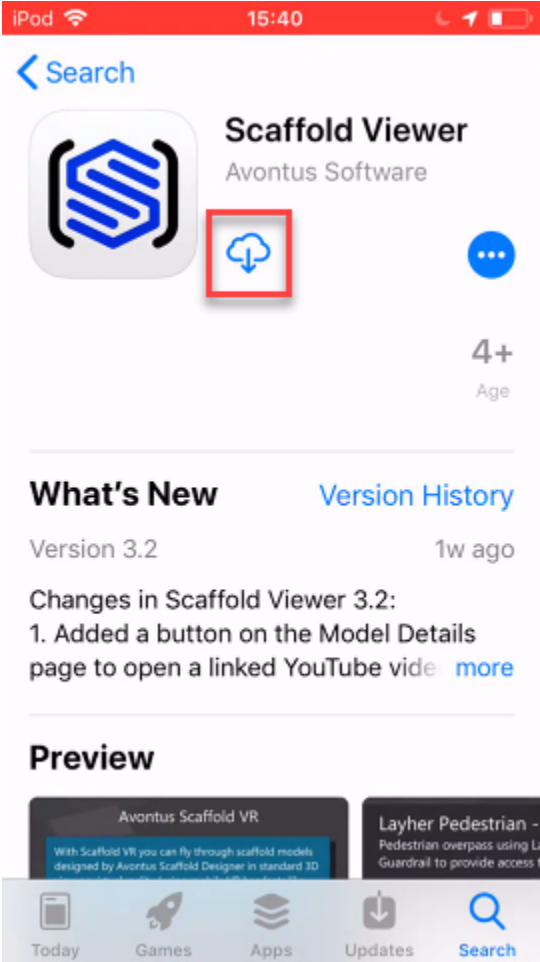


## IOS

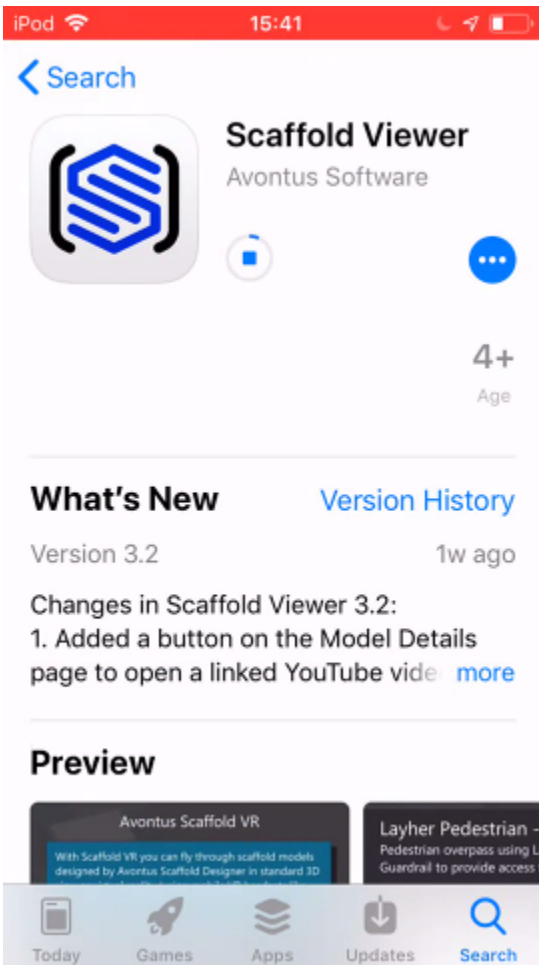
1. Open the App store on your IOS device and search for "Avontus Viewer".



2. Open the App page and click the cloud icon.



The app will be installed on your device.



Once the app is installed, click **Open**. Or tap the Avontus Viewer icon on your phone's app menu.

scaffold viewer Cancel


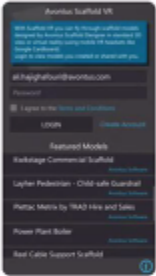


### Scaffold Viewer

Productivity

★★★★☆ 2

OPEN



Today

Games

Apps

Updates

Search